

Home Work 12

The problems in this problem set cover lectures C16

1.

a. Using truth tables, show that $\overline{A} \langle \overline{B} = \overline{(A + B)}$

A	B	\overline{A}	\overline{B}	$\overline{A} \langle \overline{B}$	$A + B$	$\overline{(A + B)}$
0	0	1	1	1	0	1
0	1	1	0	0	1	0
1	0	0	1	0	1	0
1	1	0	0	0	1	0

b. Using K-Maps, simplify the following expression:

$$\overline{A} \langle \overline{B} \langle \overline{C} + \overline{A} \langle \overline{B} \langle C + A \langle \overline{B} \langle C + A \langle \overline{B} \langle \overline{C}$$

A	B	C	Minterm
0	0	0	$\overline{A} \langle \overline{B} \langle \overline{C}$
0	0	1	$\overline{A} \langle \overline{B} \langle C$
0	1	0	$\overline{A} \langle B \langle \overline{C}$
0	1	1	$\overline{A} \langle B \langle C$
1	0	0	$A \langle \overline{B} \langle \overline{C}$
1	0	1	$A \langle \overline{B} \langle C$
1	1	0	$A \langle B \langle \overline{C}$
1	1	1	$A \langle B \langle C$

C/AB	00	01	11	10
0	1			1
1	1			1

$$\overline{A} \langle \overline{B} \langle \overline{C} + \overline{A} \langle \overline{B} \langle C + A \langle \overline{B} \langle C + A \langle \overline{B} \langle \overline{C} = \overline{B}$$

c. Using K-Maps, simplify the following expression:

$$A\langle B\langle D + \bar{B}\langle C\langle D + \bar{A}\langle B\langle C\langle D + \bar{C}\langle D$$

A	B	C	D	Minterm
0	0	0	0	$\bar{A}\langle \bar{B}\langle \bar{C}\langle \bar{D}$
0	0	0	1	$\bar{A}\langle \bar{B}\langle \bar{C}\langle D$
0	0	1	0	$\bar{A}\langle \bar{B}\langle C\langle \bar{D}$
0	0	1	1	$\bar{A}\langle \bar{B}\langle C\langle D$
0	1	0	0	$\bar{A}\langle B\langle \bar{C}\langle \bar{D}$
0	1	0	1	$\bar{A}\langle B\langle \bar{C}\langle D$
0	1	1	0	$\bar{A}\langle B\langle C\langle \bar{D}$
0	1	1	1	$\bar{A}\langle B\langle C\langle D$
1	0	0	0	$A\langle \bar{B}\langle \bar{C}\langle \bar{D}$
1	0	0	1	$A\langle \bar{B}\langle \bar{C}\langle D$
1	0	1	0	$A\langle \bar{B}\langle C\langle \bar{D}$
1	0	1	1	$A\langle \bar{B}\langle C\langle D$
1	1	0	0	$A\langle B\langle \bar{C}\langle \bar{D}$
1	1	0	1	$A\langle B\langle \bar{C}\langle D$
1	1	1	0	$A\langle B\langle C\langle \bar{D}$
1	1	1	1	$A\langle B\langle C\langle D$

CD/ AB	00	01	11	10
00	0	0	0	0
01	1	1	1	1
11	1	1	1	1
10	0	0	0	0

$$A\langle B\langle D + \bar{B}\langle C\langle D + \bar{A}\langle B\langle C\langle D + \bar{C}\langle D = D$$

d. Simplify the same expression using the rules of simplification.

$$A \langle B \langle D + \bar{B} \langle C \langle D + \bar{A} \langle B \langle C \langle D + \bar{C} \langle D$$

$$B \langle D(A + \bar{A}C) + D(\bar{B} \langle C + \bar{C}) \quad \text{[Distributive Property]}$$

$$B \langle D \langle (A + C) + D(\bar{B} + \bar{C}) \quad \text{[Two Value Theorem]}$$

$$A \langle B \langle D + B \langle C \langle D + D \langle \bar{B} + D \langle \bar{C} \quad \text{[Distributive Property]}$$

$$D(AB + \bar{B}) + D(BC + \bar{C}) \quad \text{[Distributive Property]}$$

$$D(A + \bar{B}) + D(B + \bar{C}) \quad \text{[Two Value Theorem]}$$

$$D \langle A + D \langle \bar{B} + D \langle B + D \langle \bar{C} \quad \text{[Distributive Property]}$$

$$D \langle A + D(B \langle \bar{B}) + D \langle \bar{C} \quad \text{[Distributive Property]}$$

$$D \langle A + D \langle 1 + D \langle \bar{C} \quad \text{[Single Value Theorem]}$$

$$(D \langle A + D) + D \langle \bar{C} \quad \text{[Two Value Theorem]}$$

$$D + D \langle \bar{C} \quad \text{[Single Value Theorem]}$$

$$D \quad \text{[Single Value Theorem]}$$

2. Convert the following expression into product of sum form:

$$\bar{A} \langle \bar{B} \langle \bar{C} + \bar{A} \langle B \langle C + A \langle B \langle \bar{C} + A \langle \bar{B} \langle C$$

A	B	C	Minterm
0	0	0	$\bar{A} \langle \bar{B} \langle \bar{C}$
0	0	1	$\bar{A} \langle \bar{B} \langle C$
0	1	0	$\bar{A} \langle B \langle \bar{C}$
0	1	1	$\bar{A} \langle B \langle C$
1	0	0	$A \langle \bar{B} \langle \bar{C}$
1	0	1	$A \langle \bar{B} \langle C$
1	1	0	$A \langle B \langle \bar{C}$
1	1	1	$A \langle B \langle C$

$$\bar{A}\bar{B}\bar{C} + \bar{A}B\bar{C} + A\bar{B}\bar{C} + A\bar{B}C$$

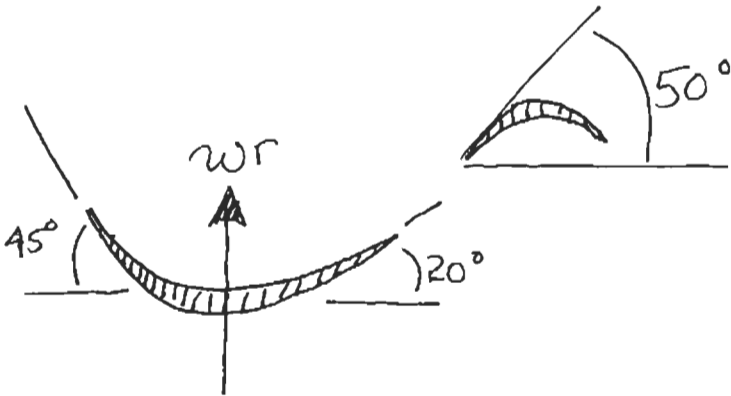
C/AB	00	01	11	10
0	1	0	1	0
1	0	1	0	1

$$= \overline{(\bar{A}\bar{B}\bar{C} + \bar{A}B\bar{C} + A\bar{B}\bar{C} + A\bar{B}C)}$$

$$= (A+B+\bar{C})(A+\bar{B}+C)(\bar{A}+\bar{B}+\bar{C})(\bar{A}+B+C)$$

THE MOST CONVENIENT WAY TO OBTAIN THE BLADE ANGLES IS TO SIGHT ALONG THE BLADE (THROUGH THE PLEXIGLASS).

THIS IS WHAT I CAME UP WITH:



FAN

FIRST STATOR
IN BOOSTER

NOTE: • THE RADIUS IS ABOUT 16" AT ENTRANCE TO THE BOOSTER

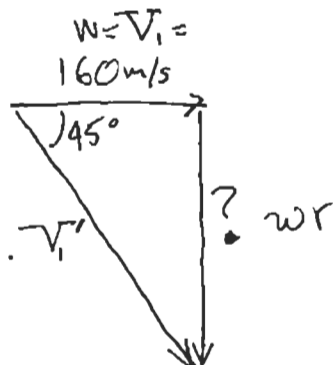
• THE TIP RADIUS IS 30"

THERE ARE TWO WAYS TO ESTIMATE THE BLADE SPEED:

- 1) FLOW SHOULD BE ROUGHLY ALIGNED WITH FAN BLADE LEADING EDGE (OR A SMALL + ANGLE OF ATTACK) — IF NOT, FLOW WILL SEPARATE
- 2) FLOW WILL LEAVE FAN TRAILING EDGE AT METAL ANGLE AND MUST ROUGHLY LINE UP WITH STATOR BLADE LEADING EDGE ANGLE (OR A SMALL + ANGLE OF ATTACK)

FOR ESTIMATE 1):

AXIAL VELOCITY $\rightarrow M = 0.5 \approx 160 \text{ m/s}$

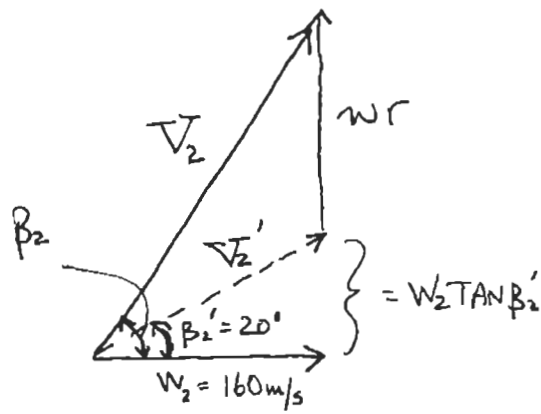


SO WHAT wr WILL GIVE ROUGHLY A 45° FLOW ANGLE INTO THE FAN?

$wr = 160 \text{ TAN } 45^\circ = 160 \text{ m/s}$

FOR ESTIMATE 2):

WHAT ωr
GIVES A β_2 OF
ABOUT 50° ?



$$\frac{\omega r + 160 \tan 20^\circ}{W_2} = \tan \beta_2$$

$$160 \tan 50^\circ - 160 \tan 20^\circ = \omega r = 132 \text{ m/s}$$

SINCE $r \approx 0.4 \text{ m}$ THEN $\omega \approx 394 \text{ rad/s}$ (ESTIMATE 1)

$\omega \approx 325 \text{ rad/s}$ (ESTIMATE 2)

$\omega \text{ rad/s} \rightarrow$ CONVERT TO RPM

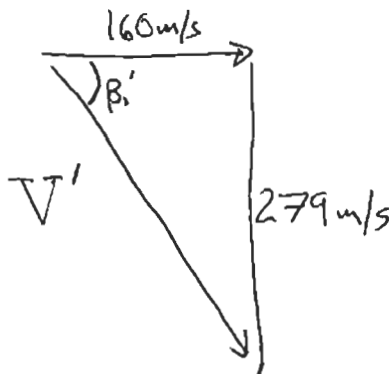
$$394 \frac{\text{rad}}{\text{s}} \cdot \frac{60 \text{ s}}{\text{min}} \cdot \frac{\text{REV}}{2\pi \text{ rad}} = 3760 \text{ RPM}$$

$$325 \frac{\text{rad}}{\text{s}} \cdot \frac{60 \text{ s}}{\text{min}} \cdot \frac{\text{REV}}{2\pi \text{ rad}} = 3100 \text{ RPM}$$

b) IF WE TAKE IT AS 3500 RPM, $\omega = 366.5 \text{ rad/s}$

TIP RADIUS = 0.76 m SO TIP SPEED IS 279 m/s

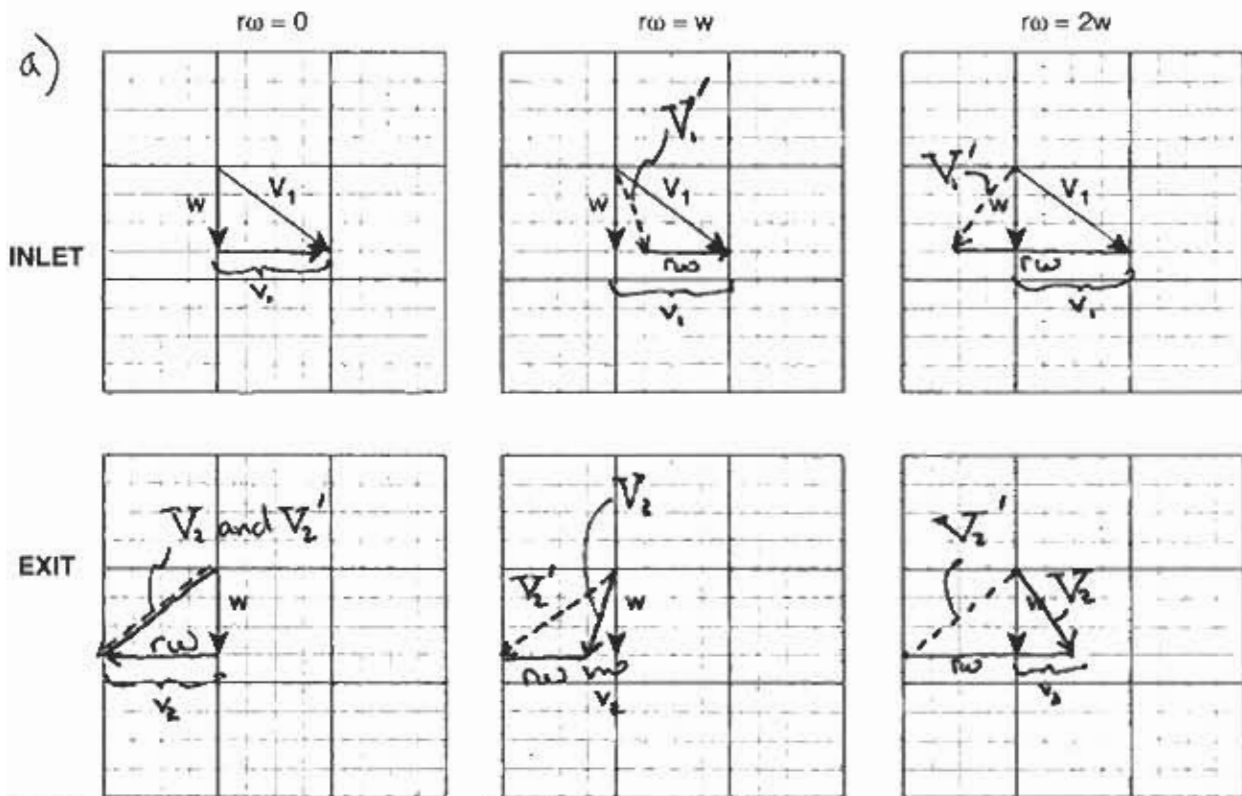
(NOTE, THIS IS
WHY THE BLADES
ARE TWISTED,
SINCE β'
CHANGES WITH
RADIUS)



$$V' = \sqrt{160^2 + 279^2}$$

$$= 322 \text{ m/s}$$

ABOUT $M \approx 1$
RELATIVE TO THE
FAN



b) $r\omega = W$ EXTRACTS THE MOST POWER. IT LEAVES THE LEAST SWIRLING KINETIC ENERGY IN THE FLOW ($\sim v_2^2$) (OF THE 3 CASES SHOWN ABOVE)

c) ARGUMENT 1: IF $r\omega = \frac{4}{3}W$ ALL SWIRLING KINETIC ENERGY IS EXTRACTED (i.e. $v_2 = 0$). CAN SEE THIS FROM LOOKING AT THE GRAPHS.

ARGUMENT 2: TAKE DERIVATIVE OF EULER EQUATION w.r.t. $r\omega$ & SET = 0

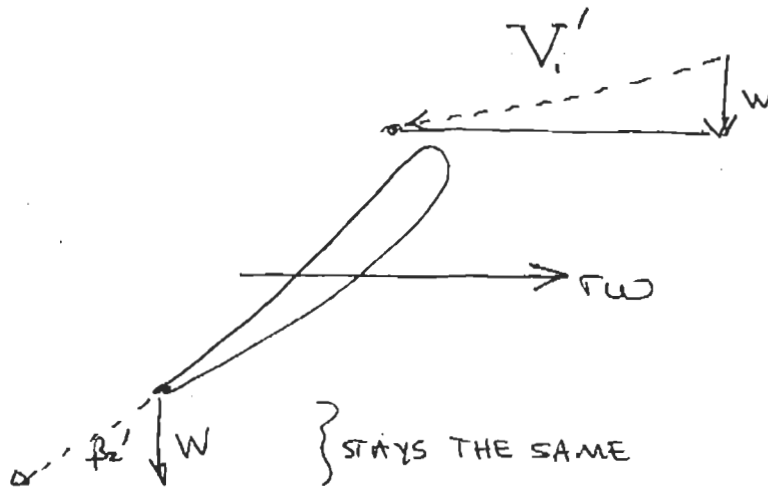
$$\frac{d}{d(r\omega)} [(r\omega)W \tan \beta_1 + (r\omega)W \tan \beta_2' - (r\omega)^2] = 0 \quad \text{WITH } \beta_1 = \beta_2'$$

$$\begin{aligned} 2W \tan \beta_1 &= 2r\omega & \therefore r\omega &= W \tan \beta_1 \\ & & &= W \frac{v_1}{W} = v_1 \\ & & &= \frac{4}{3}W \quad \checkmark \end{aligned}$$

d) IT BEGINS TO ACT LIKE A COMPRESSOR WHEN IT PUTS MORE SWIRL KINETIC ENERGY INTO FLOW ($\sim \omega^2$) THAN IT STARTED WITH ($\sim v_i^2$).

THIS HAPPENS (GRAPHICALLY) FOR $r\omega > \frac{8}{3} W$, WHICH IS ALSO WHEN THE EULER TURBINE EQUATION STARTS GIVING NEGATIVE VALUES OF $T_1 - T_2$, IMPLYING AN ENTHALPY RISE NOT AN ENTHALPY DROP.

REGARDING THE AERODYNAMICS FOR THIS SITUATION, CONSIDER THE RELATIVE FRAME VELOCITIES




NEGATIVE ANGLE OF ATTACK! (USUALLY DOESN'T WORK WELL)

5/4


1. $e^{-2t} u(t) - 2e^{2t} u(-t) + 3\delta(t)$

2. $-e^{-2t} u(-t) - 2e^{2t} u(-t) + 3\delta(t)$


3. $e^{-3t} u(t) + 2e^{-2t} u(t) - 3e^{-t} u(-t)$




4. $e^{-3t} u(t) - 2e^{-2t} u(-t) - 3e^{-t} u(-t)$



5. $3e^{-2t} u(t) - e^{-t} u(-t) - 2te^{-t} u(-t)$




6. $-3e^{-2t} u(-t) - e^{-t} u(-t) - 2te^{-t} u(-t)$



7. $-u(t) - 2tu(-t) + 3e^{-t} u(t) + 4te^{-t} u(t)$



8. $-u(-t) - 2tu(-t) - 3e^{-t} u(-t) - 4te^{-t} u(-t)$



9. $-\cos(2t)u(-t) - \sin(3t)u(-t)$



$$1. G(j\omega) = \int_{-\infty}^{\infty} g(t) e^{-j\omega t} dt$$

$$= \int_{-\infty}^{\infty} \delta(t - \tau) e^{-j\omega t} dt$$

$$= e^{-j\omega \tau} \quad (\text{Using the "sifting property"})$$

\therefore

$$G(j\omega) = e^{-j\omega \tau}$$

$$2. G(j\omega) = \int_{-T}^T 1 \cdot e^{-j\omega t} dt$$

$$= \frac{-1}{j\omega} e^{-j\omega t} \Big|_{t=-T}^T$$

$$= \frac{-1}{j\omega} [e^{-j\omega T} - e^{+j\omega T}]$$

$$= \frac{1}{j\omega} [e^{+j\omega T} - e^{-j\omega T}]$$

$G(j\omega)$ can be simplified by application of Euler's formula, or by inspection. The result is

$$G(j\omega) = \frac{2}{\omega} \sin \omega T$$

$$3. G(j\omega) = \int_{-\infty}^{\infty} \frac{1}{t^2 + T^2} e^{-j\omega t} dt$$

But, I don't know how to do this integral.

Use duality:

If $\mathcal{F}[g(t)] = f(\omega)$, then

$$\mathcal{F}[f(t)] = 2\pi g(-\omega)$$

$g(-\omega)$ is given by

$$\begin{aligned} g(-\omega) &= \frac{1}{(-\omega)^2 + T^2} = \frac{1}{\omega^2 + T^2} \\ &= \frac{1}{-s^2 + T^2} = \frac{-1}{(s+T)(s-T)} \\ &= \frac{1/2T}{s+T} - \frac{1/2T}{s-T} \\ &= \frac{1}{2T} \left[\frac{1}{j\omega+T} - \frac{1}{j\omega-T} \right] \end{aligned}$$

Therefore,

$$\begin{aligned} f(t) &= 2\pi \mathcal{F}^{-1} [g(-\omega)] \\ &= 2\pi \frac{1}{2T} \left[e^{-tT} \sigma(t) + e^{+tT} \sigma(-t) \right] \\ &= \frac{\pi}{T} e^{-|t|T} \end{aligned}$$

∴,

$$G(j\omega) = f(\omega) = \frac{\pi}{T} e^{-|\omega|T}$$

$$4. \quad g(t) = \frac{\sin \pi t / T}{\pi t / T}$$

Use duality:

$$\mathcal{F}[g(t)] = G(j\omega) = f(\omega)$$

$$\mathcal{F}[f(t)] = 2\pi g(-\omega)$$

In this case,

$$g(-\omega) = \frac{\sin(-\pi\omega/T)}{-\pi\omega/T} = \frac{\sin \pi\omega/T}{\pi\omega/T}$$

If we let $T' = \pi/T$, this becomes

$$g(-\omega) = \frac{\sin \omega T'}{\omega T'}$$

The inverse FT (From part 1) is

$$\begin{aligned} \mathcal{F}^{-1}[g(-\omega)] &= \mathcal{F}^{-1}\left(\frac{\sin \omega T'}{\omega T'}\right) \\ &= \frac{1}{2T'} \mathcal{F}^{-1}\left(\frac{\sin \omega T'}{\omega/2}\right) \end{aligned}$$

$$= \begin{cases} 1/2T', & |t| \leq T' \\ 0, & \text{else} \end{cases}$$

$$= f(t)/2\pi$$

Therefore,

$$f(t) = \begin{cases} \pi/T', & |t| \leq T' \\ 0, & \text{else} \end{cases}$$

$$\Rightarrow G(j\omega) = f(\omega)$$

$$= \begin{cases} \pi/T', & |\omega| \leq T' \\ 0, & \text{else} \end{cases}$$

$$= \begin{cases} T, & |\omega| \leq \pi/T \\ 0, & \text{else} \end{cases}$$

3. Let $F(j\omega) = \frac{\sin \omega T}{\omega T}$

Then $G(j\omega) = [F(j\omega)]^2$

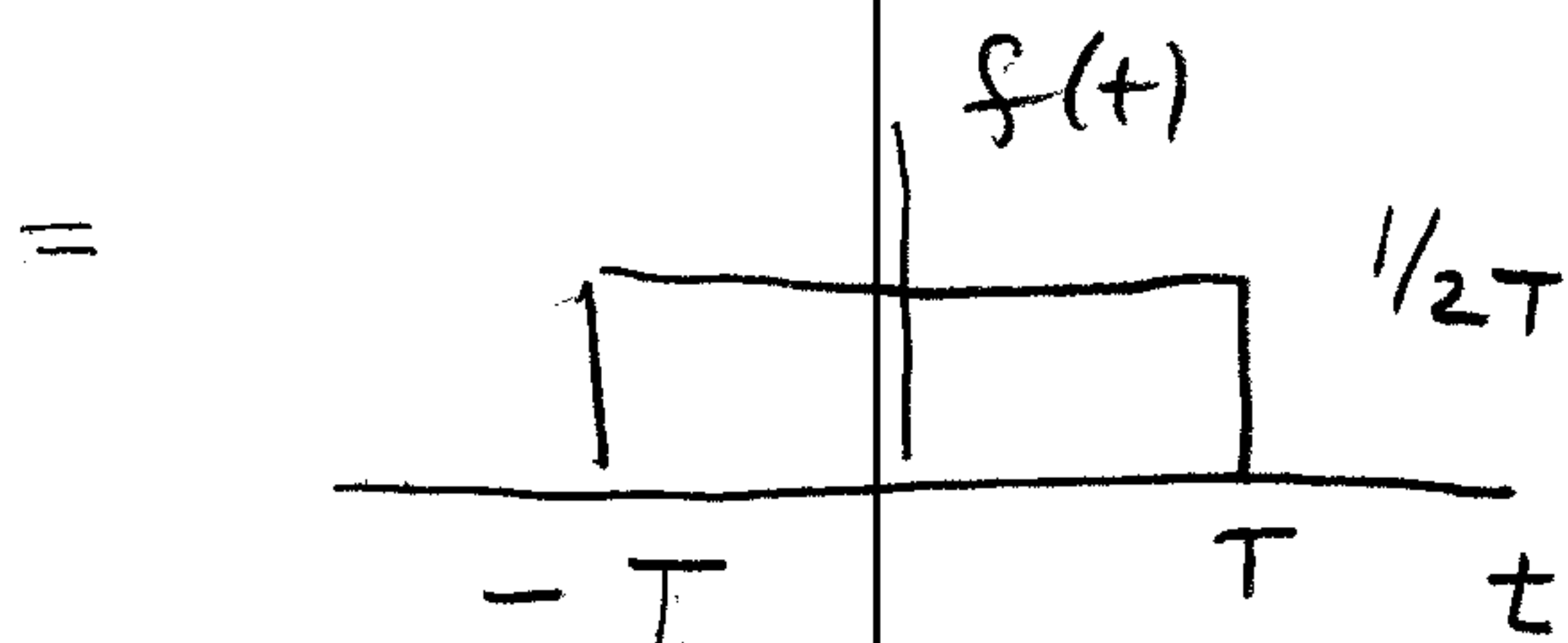
$$\Rightarrow g(t) = f(t) * f(t) \quad (\text{convolution property})$$

Using the results of part (1),

$$f(t) = \mathcal{F}^{-1} \left[\frac{\sin \omega T}{\omega T} \right]$$

$$= \frac{1}{2T} \mathcal{F}^{-1} \left[\frac{\sin \omega T}{\omega/2} \right]$$

$$= \begin{cases} 1/2T, & |t| \leq T \\ 0, & \text{else} \end{cases}$$



$g(t)$ is the convolution of $f(t)$ with $f(t)$, which is

