


exercise 0.7
inflation
luiselzayas.




01
operations.



02

process.


subdivide the faces
on t-splines x 4.



03

process.


inflate the interior faces until
it touch the outer face.



03


process.

the pressure implement to
each face is precisely different.



04


process.




05

render.

how the model
should looks!








06


how I made the model?




balloons!













07

study models.

















MIT OpenCourseWare
<http://ocw.mit.edu>

4.105 Geometric Disciplines and Architecture Skills: Reciprocal Methodologies
Fall 2012

For information about citing these materials or our Terms of Use, visit: <http://ocw.mit.edu/terms>.