

5. Triple Integrals

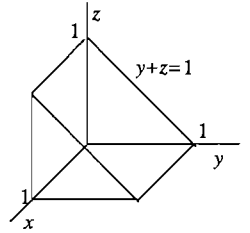
5A. Triple integrals in rectangular and cylindrical coordinates

5A-1 a) $\int_0^2 \int_{-1}^1 \int_0^1 (x+y+z) dx dy dz$ Inner: $\frac{1}{2}x^2 + x(y+z) \Big|_{x=0}^1 = \frac{1}{2} + y + z$

Middle: $\frac{1}{2}y + \frac{1}{2}y^2 + yz \Big|_{y=-1}^1 = 1 + z - (-z) = 1 + 2z$ Outer: $z + z^2 \Big|_0^2 = 6$

b) $\int_0^2 \int_0^{\sqrt{y}} \int_0^{xy} 2xy^2z dz dx dy$ Inner: $xy^2z^2 \Big|_0^{xy} = x^3y^4$

Middle: $\frac{1}{4}x^4y^4 \Big|_0^{\sqrt{y}} = \frac{1}{4}y^6$ Outer: $\frac{1}{28}y^7 \Big|_0^2 = \frac{32}{7}$.

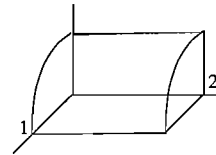


5A-2

a) (i) $\int_0^1 \int_0^1 \int_0^{1-y} dz dy dx$ (ii) $\int_0^1 \int_0^{1-y} \int_0^1 dx dz dy$ (iii) $\int_0^1 \int_0^1 \int_0^{1-z} dy dx dz$

c) In cylindrical coordinates, with the polar coordinates r and θ in xz -plane, we get

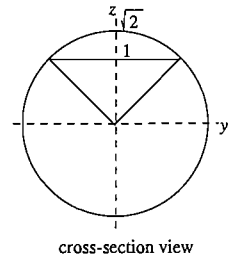
$$\iiint_R dy dr d\theta = \int_0^{\pi/2} \int_0^1 \int_0^2 dy dr d\theta$$



d) The sphere has equation $x^2 + y^2 + z^2 = 2$, or $r^2 + z^2 = 2$ in cylindrical coordinates.

The cone has equation $z^2 = r^2$, or $z = r$. The circle in which they intersect has a radius r found by solving the two equations $z = r$ and $z^2 + r^2 = 2$ simultaneously; eliminating z we get $r^2 = 1$, so $r = 1$. Putting it all together, we get

$$\int_0^{2\pi} \int_0^1 \int_r^{\sqrt{2-r^2}} r dz dr d\theta.$$



5A-3 By symmetry, $\bar{x} = \bar{y} = \bar{z}$, so it suffices to calculate just one of these, say \bar{z} . We have

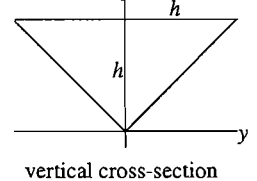
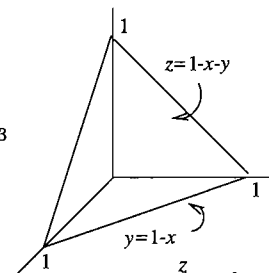
$$z\text{-moment} = \iiint_D z dV = \int_0^1 \int_0^{1-x} \int_0^{1-x-y} z dz dy dx$$

Inner: $\frac{1}{2}z^2 \Big|_0^{1-x-y} = \frac{1}{2}(1-x-y)^2$ Middle: $-\frac{1}{6}(1-x-y)^3 \Big|_0^{1-x} = \frac{1}{6}(1-x)^3$

Outer: $-\frac{1}{24}(1-x)^4 \Big|_0^1 = \frac{1}{24} = \bar{z}$ moment.

mass of D = volume of D = $\frac{1}{3}(\text{base})(\text{height}) = \frac{1}{3} \cdot \frac{1}{2} \cdot 1 = \frac{1}{6}$.

Therefore $\bar{z} = \frac{1}{24} / \frac{1}{6} = \frac{1}{4}$; this is also \bar{x} and \bar{y} , by symmetry.



5A-4 Placing the cone as shown, its equation in cylindrical coordinates is $z = r$ and the density is given by $\delta = r$. By the geometry, its projection onto the xy -plane is the interior R of the origin-centered circle of radius h .

a) Mass of solid $D = \iiint_D \delta dV = \int_0^{2\pi} \int_0^h \int_r^h r \cdot r dz dr d\theta$

Inner: $(h-r)r^2$; Middle: $\left. \frac{hr^3}{3} - \frac{r^4}{4} \right|_0^h = \frac{h^4}{12}$; Outer: $\frac{2\pi h^4}{12}$

b) By symmetry, the center of mass is on the z -axis, so we only have to compute its z -coordinate, \bar{z} .

z -moment of $D = \iiint_D z \delta dV = \int_0^{2\pi} \int_0^h \int_r^h zr \cdot r dz dr d\theta$

Inner: $\left. \frac{1}{2}z^2r^2 \right|_r^h = \frac{1}{2}(h^2r^2 - r^4)$ Middle: $\frac{1}{2} \left(h^2 \frac{r^2}{3} - \frac{r^5}{5} \right)_0^h = \frac{1}{2}h^5 \cdot \frac{2}{15}$

Outer: $\frac{2\pi h^5}{15}$. Therefore, $\bar{z} = \frac{\frac{2}{15}\pi h^5}{\frac{2}{12}\pi h^4} = \frac{4}{5}h$.

5A-5 Position S so that its base is in the xy -plane and its diagonal D lies along the x -axis (the y -axis would do equally well). The octants divide S into four tetrahedra, which by symmetry have the same moment of inertia about the x -axis; we calculate the one in the first octant. (The picture looks like that for 5A-3, except the height is 2.)

The top of the tetrahedron is a plane intersecting the x - and y -axes at 1, and the z -axis at 2. Its equation is therefore $x + y + \frac{1}{2}z = 1$.

The square of the distance of a point (x, y, z) to the axis of rotation (i.e., the x -axis) is given by $y^2 + z^2$. We therefore get:

$$\text{moment of inertia} = 4 \int_0^1 \int_0^{1-x} \int_0^{2(1-x-y)} (y^2 + z^2) dz dy dx.$$

5A-6 Placing D so its axis lies along the positive z -axis and its base is the origin-centered disc of radius a in the xy -plane, the equation of the hemisphere is $z = \sqrt{a^2 - x^2 - y^2}$, or $z = \sqrt{a^2 - r^2}$ in cylindrical coordinates. Doing the inner and outer integrals mentally:

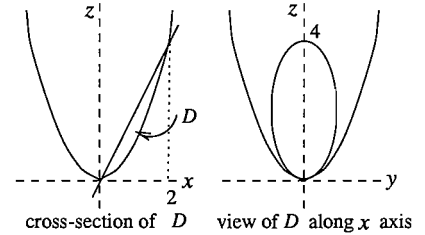
$$z\text{-moment of inertia of } D = \iiint_D r^2 dV = \int_0^{2\pi} \int_0^a \int_0^{\sqrt{a^2-r^2}} r^2 dz r dr d\theta = 2\pi \int_0^a r^3 \sqrt{a^2 - r^2} dr.$$

The integral can be done using integration by parts (write the integrand $r^2 \cdot r\sqrt{a^2 - r^2}$), or by substitution; following the latter course, we substitute $r = a \sin u$, $dr = a \cos u du$, and get (using the formulas at the beginning of exercises 3B)

$$\begin{aligned} \int_0^a r^3 \sqrt{a^2 - r^2} dr &= \int_0^{\pi/2} a^3 \sin^3 u \cdot a^2 \cos^2 u du \\ &= a^5 \int_0^{\pi/2} (\sin^3 u - \sin^5 u) du = a^5 \left(\frac{2}{3} - \frac{2 \cdot 4}{1 \cdot 3 \cdot 5} \right) = \frac{2}{15} a^5. \quad \text{Ans: } \frac{4\pi}{15} a^5. \end{aligned}$$

5A-7 The solid D is bounded below by $z = x^2 + y^2$ and above by $z = 2x$. The main problem is determining the projection R of D to the xy -plane, since we need to know this before we can put in the limits on the iterated integral.

The outline of R is the projection (i.e., vertical shadow) of the curve in which the paraboloid and plane intersect. This curve is made up of the points in which the graphs of $z = 2x$ and $z = x^2 + y^2$ intersect, i.e., the simultaneous solutions of the two equations. To project the curve, we omit the z -coordinates of the points on it. Algebraically, this amounts to solving the equations simultaneously by eliminating z from the two equations; doing this, we get as the outline of R the curve



$$x^2 + y^2 = 2x \quad \text{or, completing the square,} \quad (x - 1)^2 + y^2 = 1.$$

This is a circle of radius 1 and center at $(1, 0)$, whose polar equation is therefore $r = 2 \cos \theta$.

We use symmetry to calculate just the right half of D and double the answer:

$$\begin{aligned} z\text{-moment of inertia of } D &= 2 \int_0^{\pi/2} \int_0^{2 \cos \theta} \int_{x^2+y^2}^{2x} r^2 dz r dr d\theta \\ &= 2 \int_0^{\pi/2} \int_0^{2 \cos \theta} \int_{r^2}^{2r \cos \theta} r^3 dz dr d\theta = 2 \int_0^{\pi/2} \int_0^{2 \cos \theta} r^3 (2r \cos \theta - r^2) dr d\theta \end{aligned}$$

$$\text{Inner: } \left. \frac{2}{5} r^5 \cos \theta - \frac{1}{6} r^6 \right|_0^{2 \cos \theta} = \frac{2}{5} \cdot 32 \cos^6 \theta - \frac{1}{3} \cdot 32 \cos^6 \theta$$

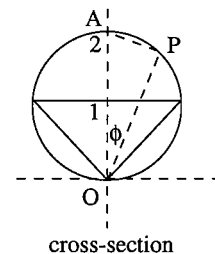
$$\text{Outer: } \frac{32}{15} \int_0^{\pi/2} \cos^6 \theta d\theta = \frac{32}{15} \cdot \frac{1 \cdot 3 \cdot 5}{2 \cdot 4 \cdot 6} \cdot \frac{\pi}{2} = \frac{\pi}{3}. \quad \text{Ans: } \frac{2\pi}{3}$$

5B. Triple Integrals in spherical coordinates

5B-1 a) The angle between the central axis of the cone and any of the lines on the cone is $\pi/4$; the sphere is $\rho = \sqrt{2}$; so the limits are (no integrand given):: $\int_0^{2\pi} \int_0^{\pi/4} \int_0^{\sqrt{2}} d\rho d\phi d\theta$.

b) The limits are (no integrand is given): $\int_0^{\pi/2} \int_0^{\pi/2} \int_0^{\infty} d\rho d\phi d\theta$

c) To get the equation of the sphere in spherical coordinates, we note that AOP is always a right triangle, for any position of P on the sphere. Since $AO = 2$ and $OP = \rho$, we get according to the definition of the cosine, $\cos \phi = \rho/2$, or $\rho = 2 \cos \phi$. (The picture shows the cross-section of the sphere by the plane containing P and the central axis AO .)



The plane $z = 1$ has in spherical coordinates the equation $\rho \cos \phi = 1$, or $\rho = \sec \phi$. It intersects the sphere in a circle of radius 1; this shows that $\pi/4$ is the maximum value of ϕ for which the ray having angle ϕ intersects the region.. Therefore the limits are (no integrand is given):

$$\int_0^{2\pi} \int_0^{\pi/4} \int_{\sec \phi}^{2 \cos \phi} d\rho d\phi d\theta.$$

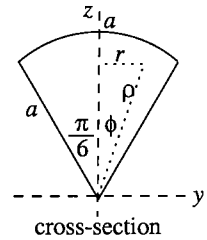
5B-2 Place the solid hemisphere D so that its central axis lies along the positive z -axis and its base is in the xy -plane. By symmetry, $\bar{x} = 0$ and $\bar{y} = 0$, so we only need \bar{z} . The integral for it is the product of three separate one-variable integrals, since the integrand is the product of three one-variable functions and the limits of integration are all constants.

$$\begin{aligned}\bar{z}\text{-moment} &= \iiint_D z dV = \int_0^{2\pi} \int_0^{\pi/2} \int_0^a (\rho \cos \phi) \rho^2 \sin \phi d\rho d\phi d\theta \\ &= 2\pi \cdot \left(\frac{1}{4}\rho^4\right)_0^a \cdot \left(\frac{1}{2}\sin^2 \phi\right)_0^{\pi/2} = 2\pi \cdot \frac{1}{4}a^4 \cdot \frac{1}{2} = \frac{\pi a^4}{4}.\end{aligned}$$

Since the mass is $\frac{2}{3}\pi a^3$, we have finally $\bar{z} = \frac{\pi a^4/4}{2\pi a^3/3} = \frac{3}{8}a$.

5B-3 Place the solid so the vertex is at the origin, and the central axis lies along the positive z -axis. In spherical coordinates, the density is given by $\delta = z = \rho \cos \phi$, and referring to the picture, we have

$$\begin{aligned}\text{M. of I.} &= \iiint_D r^2 \cdot z dV = \iiint_D (\rho \sin \phi)^2 (\rho \cos \phi) \rho^2 \sin \phi d\rho d\phi d\theta \\ &= \int_0^{2\pi} \int_0^{\pi/6} \int_0^a \rho^5 \sin^3 \phi \cos \phi d\rho d\phi d\theta \\ &= 2\pi \cdot \frac{a^6}{6} \cdot \frac{1}{4} \sin^4 \phi \Big|_0^{\pi/6} = 2\pi \cdot \frac{a^6}{6} \cdot \frac{1}{4} \left(\frac{1}{2}\right)^4 = \frac{\pi a^6}{2^6 \cdot 3}.\end{aligned}$$



5B-4 Place the sphere so its center is at the origin. In each case the iterated integral can be expressed as the product of three one-variable integrals (which are easily calculated), since the integrand is the product of one-variable functions and the limits are constants.

a) $\int_0^{2\pi} \int_0^{\pi} \int_0^a \rho \cdot \rho^2 \sin \phi d\rho d\phi d\theta = 2\pi \cdot 2 \cdot \frac{1}{4}a^4 = \pi a^4$; average $= \frac{\pi a^4}{4\pi a^3/3} = \frac{3a}{4}$.

b) Use the z -axis as diameter. The distance of a point from the z -axis is $r = \rho \sin \phi$.

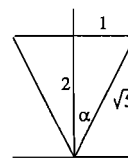
$$\int_0^{2\pi} \int_0^{\pi} \int_0^a \rho \sin \phi \cdot \rho^2 \sin \phi d\rho d\phi d\theta = 2\pi \cdot \frac{\pi}{2} \cdot \frac{1}{4}a^4 = \frac{\pi^2 a^4}{4}$$
; average $= \frac{\pi^2 a^4/4}{4\pi a^3/3} = \frac{3\pi a}{16}$.

c) Use the xy -plane and the upper solid hemisphere. The distance is $z = \rho \cos \phi$.

$$\int_0^{2\pi} \int_0^{\pi/2} \int_0^a \rho \cos \phi \cdot \rho^2 \sin \phi d\rho d\phi d\theta = 2\pi \cdot \frac{1}{2} \cdot \frac{1}{4}a^4 = \frac{\pi a^4}{4}$$
; average $= \frac{\pi a^4/4}{2\pi a^3/3} = \frac{3a}{8}$.

5C. Gravitational Attraction

5C-2 The top of the cone is given by $z = 2$; in spherical coordinates: $\rho \cos \phi = 2$. Let α be the angle between the axis of the cone and any of its generators. The density $\delta = 1$. Since the cone is symmetric about its axis, the gravitational attraction has only a k -component, and is



$$G \int_0^{2\pi} \int_0^\alpha \int_0^{2/\cos \phi} \sin \phi \cos \phi \, d\rho \, d\phi \, d\theta.$$

$$\text{Inner: } \frac{2}{\cos \phi} \sin \phi \cos \phi \quad \text{Middle: } -2 \cos \phi \Big|_0^\alpha = -2 \cos \alpha + 2 \quad \text{Outer: } 2\pi \cdot 2(1 - \cos \alpha)$$

$$\text{Ans: } 4\pi G \left(1 - \frac{2}{\sqrt{5}}\right).$$

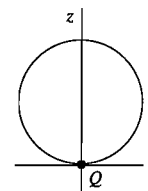
5C-3 Place the sphere as shown so that Q is at the origin. Since it is rotationally symmetric about the z -axis, the force will be in the \mathbf{k} -direction.

$$\text{Equation of sphere: } \rho = 2 \cos \phi \quad \text{Density: } \delta = \rho^{-1/2}$$

$$F_z = G \int_0^{2\pi} \int_0^{\pi/2} \int_0^{2 \cos \phi} \rho^{-1/2} \cos \phi \sin \phi \, d\rho \, d\phi \, d\theta$$

$$\text{Inner: } \cos \phi \sin \phi \left[2\rho^{1/2} \right]_0^{2 \cos \phi} = 2\sqrt{2} \cos^{3/2} \phi \sin \phi$$

$$\text{Middle: } 2\sqrt{2} \left[-\frac{2}{5} \cos^{5/2} \phi \right]_0^{\pi/2} = \frac{4\sqrt{2}}{5} \quad \text{Outer: } 2\pi G \frac{4\sqrt{2}}{5} = \frac{8\sqrt{2}}{5} \pi G.$$



5C-4 Referring to the figure, the total gravitational attraction (which is in the \mathbf{k} direction, by rotational symmetry) is the sum of the two integrals

$$\begin{aligned} & G \int_0^{2\pi} \int_0^{\pi/3} \int_0^1 \cos \phi \sin \phi \, d\rho \, d\phi \, d\theta + G \int_0^{2\pi} \int_{\pi/3}^{\pi/2} \int_0^{2 \cos \phi} \cos \phi \sin \phi \, d\rho \, d\phi \, d\theta \\ &= 2\pi G \cdot \frac{1}{2} \left(\frac{\sqrt{3}}{2}\right)^2 + 2\pi G \cdot \frac{2}{3} \left(\frac{1}{2}\right)^3 = \frac{3}{4}\pi G + \frac{1}{6}\pi G = \frac{11}{12}\pi G. \end{aligned}$$

The two spheres are shown in cross-section. The spheres intersect at the points where $\phi = \pi/3$.

The first integral represents the gravitational attraction of the top part of the solid, bounded below by the cone $\phi = \pi/3$ and above by the sphere $\rho = 1$.

The second integral represents the bottom part of the solid, bounded below by the sphere $\rho = 2 \cos \phi$ and above by the cone.

