

2.094

FINITE ELEMENT ANALYSIS OF SOLIDS AND FLUIDS

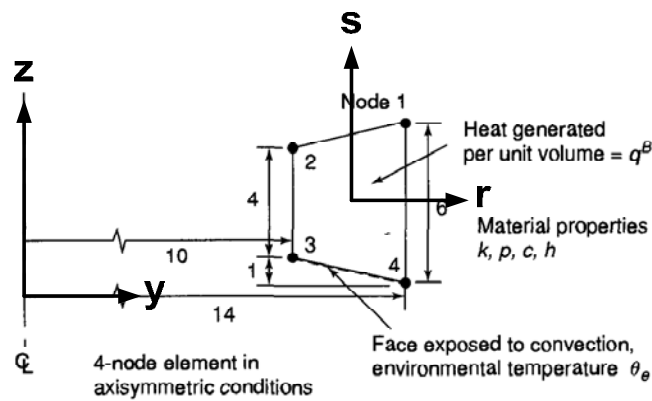
SPRING 2008

Homework 9 - Solution

Instructor: Prof. K. J. Bathe

Assigned: 04/17/2008
Due: 04/24/2008

Problem 1 (10 points):



$$\underline{H} = \frac{1}{4} \begin{bmatrix} (1+r)(1+s) & (1-r)(1+s) & (1-r)(1-s) & (1+r)(1-s) \end{bmatrix}$$

$$\underline{H}^S = \underline{H}|_{s=1} = \begin{bmatrix} 0 & 0 & \frac{(1-r)}{2} & \frac{(1+r)}{2} \end{bmatrix}$$

$$\underline{J} = \begin{bmatrix} 2 & \frac{s}{2} \\ 0 & \frac{5+r}{2} \end{bmatrix} \text{ from } y = 2(6+r) \text{ and } z = \frac{1}{2}(6+5s+rs)$$

$$\det \underline{J} = 5+r$$

$$\underline{B} = \frac{1}{5+r} \begin{bmatrix} \frac{5+r}{2} & -\frac{s}{2} \\ 0 & 2 \end{bmatrix} \begin{bmatrix} \frac{1+s}{4} & -\frac{1+s}{4} & -\frac{1-s}{4} & \frac{1-s}{4} \\ \frac{1+r}{4} & \frac{1-r}{4} & -\frac{1-r}{4} & -\frac{1+r}{4} \end{bmatrix}$$

$$\underline{k} = \begin{bmatrix} k & 0 \\ 0 & k \end{bmatrix}$$

The conductivity matrix is

$$\underline{K}^k = \int_V \underline{B}^T \underline{k} \underline{B} y dy dz = \int_{-1}^{+1} \int_{-1}^{+1} \underline{B}^T \underline{k} \underline{B} (5+r) \{2(6+r)\} dr ds$$

The convection matrix is

$$\underline{K}^c = \int_{S_c} h \underline{H}^{sT} \underline{H}^s dS = \int_{-1}^{+1} h \underline{H}^{sT} \underline{H}^s \left(\frac{\sqrt{17}}{2} \right) \{2(6+r)\} dr$$

because $dS = y dl = y \det \underline{J}^s dr$

$$\text{where } \det \underline{J}^s = \left[\left(\frac{\partial y}{\partial r} \right)^2 + \left(\frac{\partial z}{\partial r} \right)^2 \right]^{1/2} \Bigg|_{s=-1} = \frac{\sqrt{17}}{2} \text{ with } \frac{\partial y}{\partial r} = 2 \text{ and } \frac{\partial z}{\partial r} = \frac{s}{2}$$

The heat flow load vector is

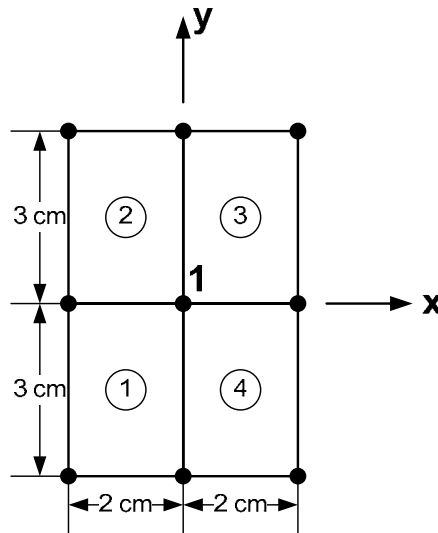
$$\underline{Q} = \underline{Q}_B + \underline{Q}^e$$

where

$$\underline{Q}_B = \int_V \underline{H}^T q^B dV = \int_{-1}^{+1} \int_{-1}^{+1} \underline{H}^T q^B \{2(6+r)\} (5+r) dr ds$$

$$\underline{Q}^e = \int_{S_c} h \underline{H}^{sT} \underline{H}^s \hat{\theta}_e dS = \int_{-1}^{+1} h \underline{H}^{sT} \underline{H}^s \hat{\theta}_e \{2(6+r)\} \left(\frac{\sqrt{17}}{2} \right) dr$$

Problem 2 (10 points):



Note that ϕ is zero on the boundary of the shaft. Therefore we have only one degree of freedom at node 1, ϕ_1 .

Because of the symmetry, we need to consider only one element.

We have for element 1,

$$\phi = \frac{1}{4}(1+r)(1+s)\phi_1 = \underline{H}^{(1)} \hat{\phi}$$

$$\phi' = \begin{bmatrix} \frac{\partial \phi}{\partial x} \\ \frac{\partial \phi}{\partial y} \end{bmatrix} = \begin{bmatrix} \frac{\partial \phi}{\partial r} \\ \frac{2}{3} \frac{\partial \phi}{\partial s} \end{bmatrix} = \begin{bmatrix} \frac{1}{4}(1+s) \\ \frac{1}{6}(1+r) \end{bmatrix} [\phi_1] = \underline{B}^{(1)} \hat{\phi}$$

Then FE governing equation for a unit length of the shaft is

$$\left\{ 4 \int_{-1}^{+1} \int_{-1}^{+1} \begin{bmatrix} \frac{1}{4}(1+s) & \frac{1}{6}(1+r) \end{bmatrix} \begin{bmatrix} \frac{1}{2G} & 0 \\ 0 & \frac{1}{2G} \end{bmatrix} \begin{bmatrix} \frac{1}{4}(1+s) \\ \frac{1}{6}(1+r) \end{bmatrix} \det J dr ds \right\} \phi_1$$

$$= 4\theta \int_{-1}^{+1} \int_{-1}^{+1} \frac{1}{4}(1+r)(1+s) \det J dr ds$$

where $\det J = \frac{3}{2}$

Hence,

$$\phi_1 = \frac{54}{13} G\theta$$

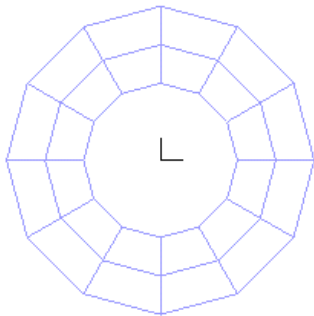
Thus we obtain

$$T = 4 \int_{-1}^{+1} \int_{-1}^{+1} \frac{1}{2} (1+r)(1+s) \left(\frac{54}{13} G\theta \right) \det J dr ds = \frac{648}{13} G\theta$$

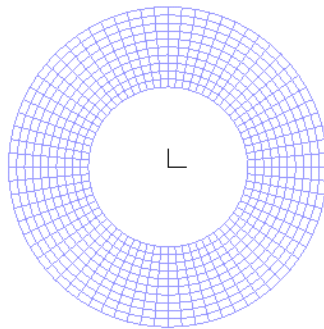
so that

$$\frac{T}{\theta} = \frac{648}{13} G$$

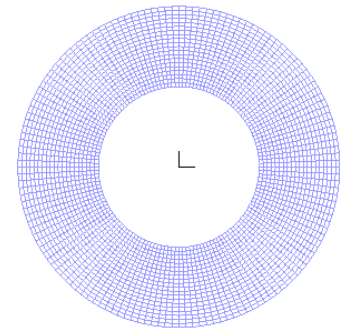
Problem 3 (10 points):



(1) coarse mesh (2x12)



(2) fine mesh (10x72)



(3) finest mesh (20x144)

The analytical velocity and pressure distributions are,

$$v_{\theta}(r) = Ar + \frac{B}{r} \text{ where } A = \frac{\omega_2 r_2^2 - \omega_1 r_1^2}{r_2^2 - r_1^2} \text{ and } B = \frac{(\omega_1 - \omega_2) r_1^2 r_2^2}{r_2^2 - r_1^2}$$

$$p(r) = \rho \left(\frac{1}{2} A^2 r^2 - \frac{1}{2} \frac{B^2}{r^2} + 2AB \ln(r) \right) + C$$

where

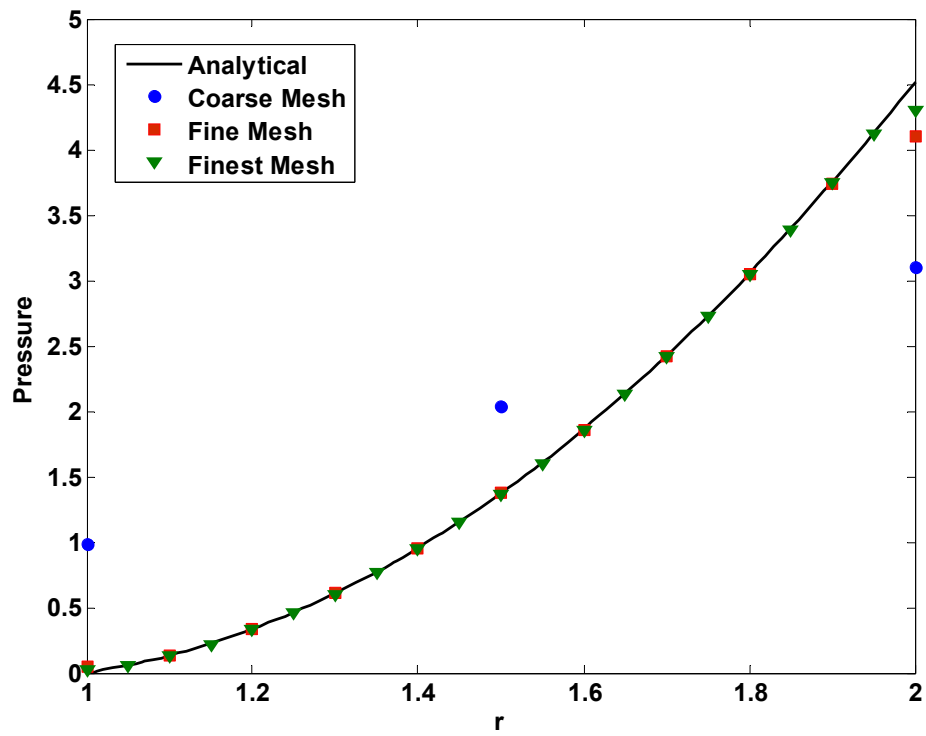
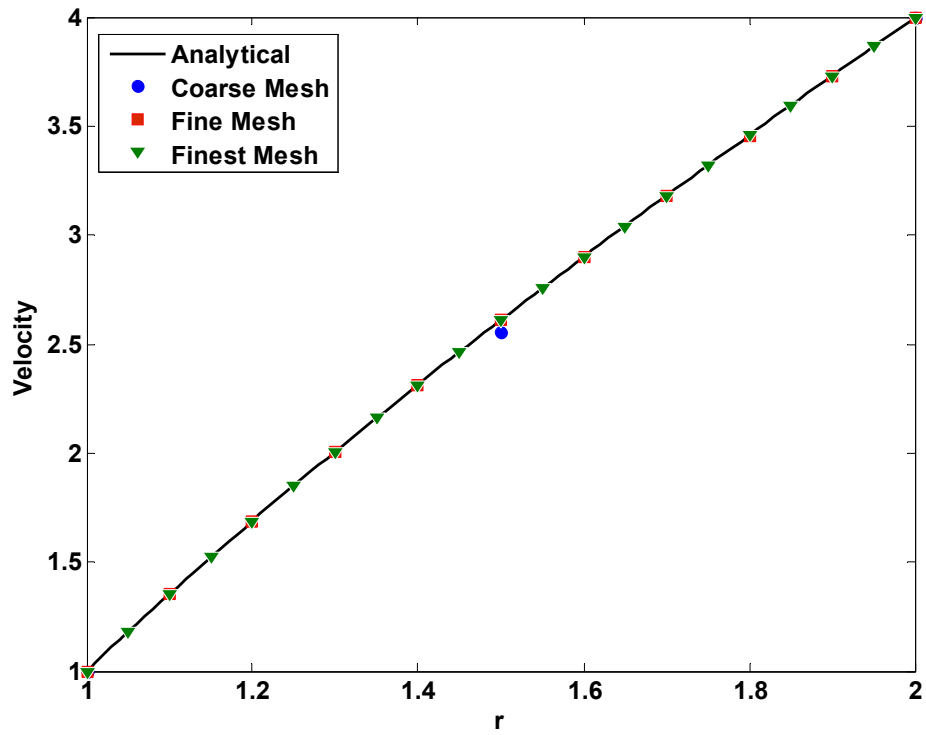
$$C = p|_{r=r_1} - \rho \left(\frac{1}{2} A^2 r_1^2 - \frac{1}{2} \frac{B^2}{r_1^2} + 2AB \ln(r_1) \right)$$

In this problem,

$$A = \frac{(2)(2^2) - (1)(1^2)}{2^2 - 1^2} = \frac{7}{3}, \quad B = \frac{(1-2)(1^2)(2^2)}{2^2 - 1^2} = -\frac{4}{3}$$

$$C = 0 - (1) \left(\frac{1}{2} (7/3)^2 (1^2) - \frac{1}{2} \frac{(-4/3)^2}{1^2} + 2 \frac{7}{3} \left(-\frac{4}{3} \right) \ln(1) \right) = -\frac{11}{6}$$

The results are compared with these analytical solutions in the following figures. Note that we obtained the velocities very close to the analytical ones even with the coarse mesh. However the pressure deviates from the analytical solution on the boundaries because the pressure is constant in the element we used and we averaged the pressure at each node for the plot.



MIT OpenCourseWare
<http://ocw.mit.edu>

2.094 Finite Element Analysis of Solids and Fluids II
Spring 2011

For information about citing these materials or our Terms of Use, visit: <http://ocw.mit.edu/terms>.